

Energy switchgear assembly

## POWER DISTRIBUTION BOARDS UP TO 1600 A

according to IEC 61439 Protection Class II up to 1600 A


[www.hensel-electric.de/en-ae/](http://www.hensel-electric.de/en-ae/)

**HENSEL**

## POWER DISTRIBUTION BOARDS UP TO 1600 A INSULATED ENCLOSURES

Safe due to the highest material quality.

Standardised and ready for connection thanks to HENSEL expertise.



Energy switchgear assembly

# POWER DISTRIBUTION BOARDS UP TO 1600 A

according to IEC 61439 Protection Class II

## HENSEL

4 \_\_\_ 5            HENSEL – International

### **Power distribution boards**

6 \_\_\_ 7            Development and engineering

8 \_\_\_ 9            Quality

10 \_\_\_ 11          Overview / Black Box with 4 interfaces

12 \_\_\_ 13          Modular system

14 \_\_\_ 19          System benefits

20 \_\_\_ 21          System description

22 \_\_\_ 23          Material properties

24 \_\_\_ 25          Applications

26 \_\_\_ 29          Design

30 \_\_\_ 31          Basics

32 \_\_\_ 33          Service

# MORE THAN 90 YEARS OF EXPERIENCE – YOUR ELECTRICAL ENERGY POWERS US

Electrical energy flows everywhere. It provides light, heat and movement. As a family-owned company operating worldwide, we guarantee the safe distribution of electrical energy in industry, commerce and infrastructure.

With over 1,000 employees, 640 of them in Germany, 14 subsidiaries in Germany and abroad, we have been operating successfully in the market for over 90 years. We work enthusiastically to take our products and services to the next level. Solutions for photovoltaics and e-mobility are becoming increasingly important. In this way, we are making an active contribution to the energy transition and working towards a safer electric future.

**Please scan the QR code or see our website  
[www.hensel-electric.de](http://www.hensel-electric.de)  
for more detailed information.**



FAMILY  
COMPANY



SINCE  
1931

## International presence

HENSEL guarantees local support and a high degree of availability thanks to its 4 locations in Germany, 10 locations own by HENSEL and 60 international partners.



MORE THAN 60 INTERNATIONAL PARTNERS



ELECTRICAL INSTALLATION AND DISTRIBUTION SYSTEMS



1000 EMPLOYEES



13 SUBSIDIARIES NATIONALLY AND INTERNATIONALLY

## LOW-VOLTAGE SWITCHGEAR ASSEMBLIES UP TO 1600 A

**For more than 50 years, HENSEL has been building high-quality low-voltage switchgear assemblies for industrial, commercial and other functional buildings as well as photovoltaic systems.**






### Development and manufacturing

We develop and design our products taking into account the latest manufacturing processes and utilising state-of-the-art equipment.

All prefabrication is carried out in-house – metalworking, plastics production and copper processing. Our production facilities enable us to ensure consistent product quality.

We use fully automated processes to manufacture our products. **Low-voltage switchgear assemblies are manufactured on a project-specific basis according to customer requirements.**



### Technology

In order to ensure a reliable power supply, N(PEN) conductors can be designed with the same or higher current-carrying capacity than the phase conductors, especially in networks with a high level of harmonic contents.

In order to minimise disruptive, low-frequency magnetic fields in Mi switchgear, N(PEN) conductors can be arranged in the area of the phase conductors in an EMC-friendly manner. Stray currents that flow via unintended routes can be avoided by designing the network system appropriately, e.g. with the central earthing point (CEP) system, even within the switchgear.



More information about  
these products:  
[hensel-electric.de](http://hensel-electric.de)

## QUALITY STANDARDS

Hensel plays a key role in the development of national and international standards for low-voltage switchgear assemblies.

Our innovative switchgear and distribution systems have been developed by us and are constantly kept at the cutting edge of technology. Our technical expertise and active involvement in standardisation committees give our customers a clear technical advantage!

Our in-house switchgear production facilities offer a high degree of flexibility and ensure a reliable quality standard from qualified experts who have specialised for many years.

HENSEL MEETS THE  
HIGHEST REQUIREMENTS  
OF DIN ISO EN 9001 AT  
ALL OF ITS PRODUCTION SITES.





QUALITY  
LEVEL



## TESTED QUALITY

The market advantage we give ourselves and our partners is built on the firm foundation of consistently high quality standards: Hensel meets the highest requirements of DIN ISO EN 9001 at all of its production sites.


It is our claim and promise to do our utmost not only to ensure the high quality levels of our products in the future, but also to expand them further.



Ready for connection, double insulated, low-voltage switchgear in box-type design as a

## POWER SWITCHGEAR COMBINATION (PSC) IN ACCORDANCE WITH IEC 61439

The requirements of all assemblies installed in the switchgear have been verified in accordance with the requirements of IEC 61439 Part 2.  $I_{nc}$  and RDF (Rated Diversity Factor) are specified in the documentation.



## Switchgear combinations with 4 interfaces in accordance with IEC 61439-2




### Installation/environmental conditions

- + For protected outdoor installation
- + IP 65
- + Base grid: 150 mm
- + EMC-compliant with N/PEN conductor in the area of the phase conductors (standard)
- + Expandable in all directions
- + Available as wall-mounted or floor-standing distributor



### Operation and maintenance

- + Protection Class II up to 1600 A rated current
- + Very flexible due to standardised and tested assemblies
- + Designed with generous connection spaces
- + Practical equipment for transport and installation
- + Operation by electrical specialist



### Connection to the electrical network

- + Circuit-breakers up to 1600 A
- + Switch disconnectors up to 1600 A
- + Fuse switch disconnectors up to 630 A
- + Main busbar systems up to  $I_n$ : 1600 A
- + N/PEN conductors with the same current carrying capacity as the phase conductors (standard)
- + Connection with cable at the top or the bottom




### Circuits and consumers

- + Circuit-breakers up to 1600 A
- + Switch disconnectors up to 1600 A
- + Fuse switch disconnectors up to 630 A
- + Bus-mounted fuse bases up to 63 A
- + CEE sockets in accordance with EN 60309 and earthed sockets in accordance with DIN 49440-1 can be fitted
- + Connection with cable at the top or the bottom

## MODULAR ENCLOSURE SYSTEM

for the installation of power switchgear combination (PSC) in accordance with IEC 61439

POWER DISTRIBUTION BOARDS  
UP TO 1600 A

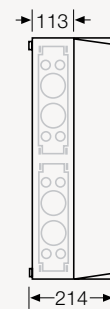
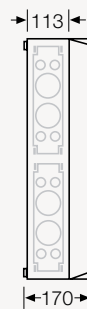
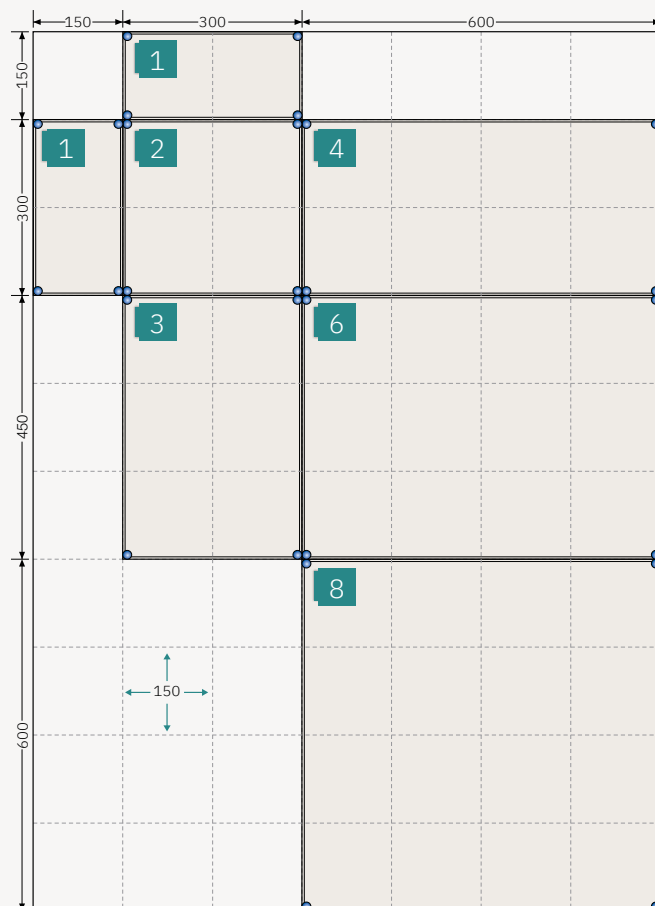
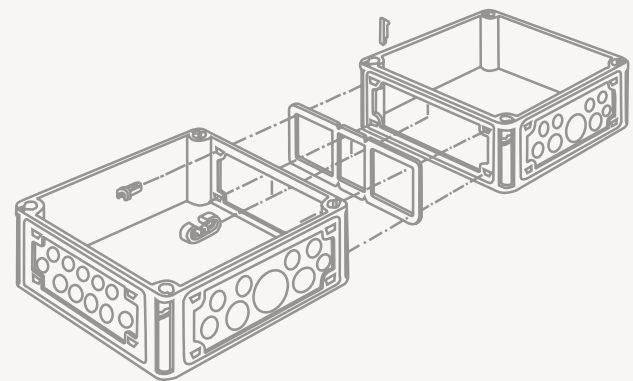


## Can be combined in all directions

- + Six box sizes can be freely combined in all directions and can also be used as individual enclosure.
- + The combinable enclosure system is ideally suited for the quick and easy construction of power switchgear assemblies (PSC) up to 1600 A

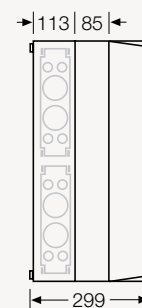
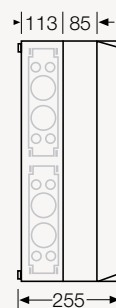
### + 6 box sizes:

- 1\_ 150 x 300 mm
- 2\_ 300 x 300 mm
- 3\_ 450 x 300 mm
- 4\_ 600 x 300 mm
- 6\_ 600 x 450 mm
- 8\_ 600 x 600 mm



### Enclosure depths

Different enclosure depths allow the installation of deeper devices.




### Extension frames

for box sizes 4, 6 and 8 increase the enclosure depth by 85 mm in each case.



More information about these products:  
hensel-electric.de

## System benefits Mi 1600 A



### EMC-compliant busbar systems

ensure a reliable power supply.

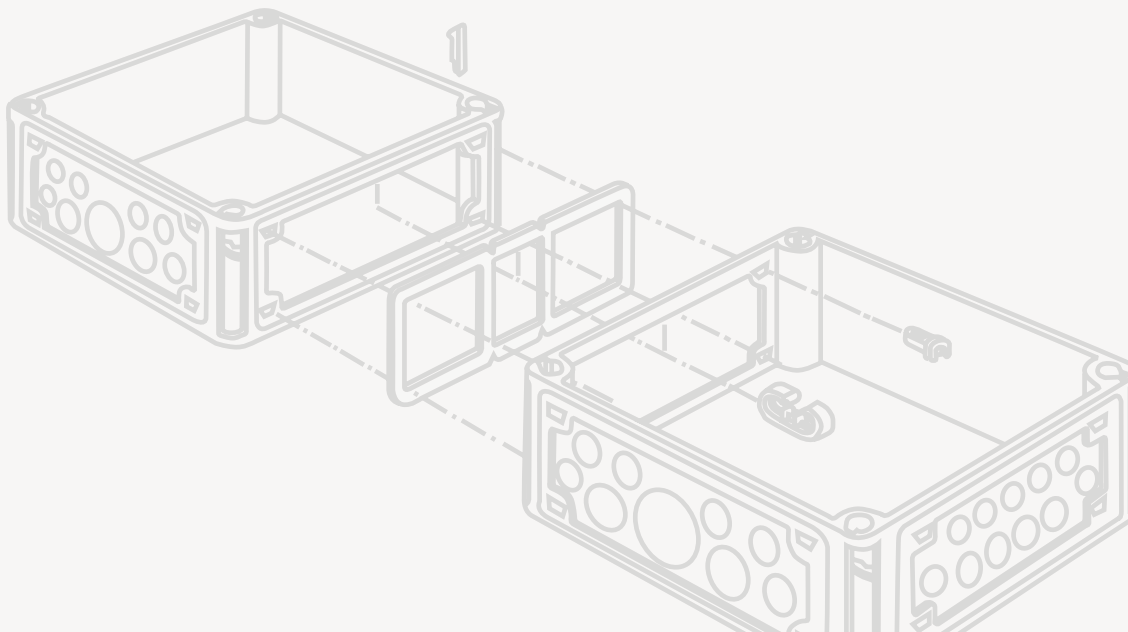
With N/PEN conductor as standard:

- + with the same current-carrying capacity as the phase conductors

### Contact hazard protection cover

ensures operating safety.

- + Operable devices and devices contacted on busbars have complete protection covers, which are also lead-sealable.




## Detailed product information – designed with daily work in mind



### Feed-ins

Feed-in up to 1600 A with current and voltage measurement.




### Connection Box

The Connection Box is the ideal solution for installing sockets and control and signalling devices.

### Housing cover actuation

Depending on the electrical function installed, it is equipped with a quick-release fastener for manual operation or tool operation, which can also be sealable on request.



### Closure

For customised locking, a fastener can be used with standard U-locks.

### Hinged lid

A hinged lid makes it easy to operate appliances.

## System benefits Mi 1600 A



**Substructure panelling** (height 750 mm) In addition to the galvanised mounting frame, large Mi 1600 switchgear can be equipped with a substructure cladding as a floor-standing distribution board. The 300 mm wide removable front panels are used to cover the cable entries and connection enclosure.



### Mounting frame

Large switchgear can be installed with a stable mounting frame.



### Outdoor applications

For outdoor applications, Mi switchgear can also be installed in cabinets made of glass fibre-reinforced polyester or powder-coated aluminium.




### Wall mounting

Various components for wall mounting enable secure attachment to the building structure.



## Detailed product information – designed with daily work in mind



### Cable entry glands

Cable entry glands can be mounted directly into box walls all round.

Box wall with metric knockouts



### Flanges

- + Flanges with different pre-embossing or elastic sealing membranes can be fitted to any box wall using wedge connections, even at a later date.
- + Flanges with extended cable arrangement space offer more space for splicing the cables.




### Generous connection space

Easily accessible and sufficient connection space, even with parallel cables. The separable cable insert allows cables to be inserted from the front.

# TESTED SYSTEM FOR ALL COMMON DEVICES

A tested system with all data from the system manufacturer HENSEL

SEVERAL OPTIONS IN ONE SYSTEM





- + System enclosure with factory-assembled kits and accessories have been extensively tested by HENSEL.
- + The Mi-SYSTEM catalogue and the ENYGUIDE design tool provide all the necessary technical data for standard-compliant classification, e.g. power loss and maximum device size.
- + For individual appliances, HENSEL provides data on tested appliances from common manufacturers.

# DEPENDENT ON THE SYSTEM

## Electrical ratings



Rated current: up to 1600 A  
 Rated insulation voltage: 690 V a.c., 1000 V d.c., VDE 0110  
 Rated short-time withstand current max. 36 kA / 1 s

**Electrical  
 Rated values**

## System properties



Ambient temperature  
 + for distribution boxes according to IEC 61439:  
 -5 °C to 35 °C, max. + 40 °C,  
 Relative humidity: 50% at 40 °C,  
 100% at 25 °C

**Ambient  
 Conditions**

+ for empty enclosures:  
 - 25 °C bis + 70 °C  
 The climatic influences and effects on the equipment are to be considered, see technical details /operating and ambient conditions devices.



Mechanical impact protection  
 IK 08 (5 Joules) according to IEC 50102

**Impact strength**



**The enclosures are suitable for protected outdoor installation.**  
 However, the climatic influences and effects on the operating equipment must be taken into account.

**Application  
 area**



Dust-proof  
 Degree of protection IP 65

**Protection against  
 foreign solid objects  
 and direct contact**



Insulated enclosures  
 (Protection Class II)

**Insulation**



Protected against water jets  
 Degree of protection IP 65

**Protection against  
 ingress of water  
 with harmful effects**

## DEPENDENT ON MATERIAL

### Material properties: Polycarbonate



#### Burning behaviour

Glow wire test 960 °C in accordance with IEC 60695-2-11 self-extinguishing, flame retardant



#### Chemical resistance

Resistance against acids 10% and alkaline 10%, petrol and mineral oil



#### UV resistance

UV-resistant in accordance with IEC 61439-1 para. 10.2.4: The material is tested for UV resistance.




#### Toxic behaviour

Silicone- and halogen-free

# A DISTRIBUTION SYSTEM MADE OF HIGH-QUALITY MATERIAL

**Developed according to proven industry standards  
and ideal for demanding applications**

INDIVIDUAL SOLUTIONS?  
TALK TO US!



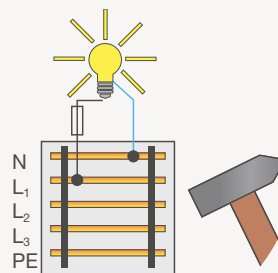


### Mi distribution boards up to 1600 A


Mi distribution boards are made of thermoplastic materials that are characterised by extremely high mechanical impact strength and IK 08 hardness (5 joules). This makes them ideal for use in areas where high mechanical loads must be expected.

- + stable
- + robust
- + corrosion-resistant
- + temperature-resistant

#### 1 Before the impact



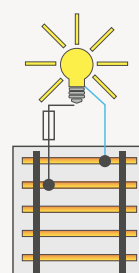
#### 2 In the event of impact with live parts



##### Electrical safety

In the event of deformation, the thermoplastic enclosures offer maximum protection against the risk of electric shock: no short circuit can occur and protection against electric shock is maintained.


#### 3 After the impact



##### Dimensional stability

Thermoplastic enclosures dampen and spring back to their original shape immediately. Rigidity is maintained even at higher temperatures.

# WHERE DUST AND MOISTURE ARE EVERYWHERE







The distribution boards in a zinc mining company are exposed to extreme levels of dust and dirt.

General power supply for keeping production processes in a mine up and running in combination with a generator.



## Special challenges

- + Dusty and damp conditions
- + Varying weather conditions, high temperature fluctuations
- + Hard to access electrical systems
- + Heavy mechanical stresses
- + Safe products

## Our solution

- + High IP protection rating (up to IP 65) ensures protection against dust and moisture
- + High degree of protection against mechanical stress
- + Maintenance-free products thanks to their high quality
- + Electrical installation and distribution systems for protected and unprotected outdoor installation
- + Ventilation inserts to avoid condensation
- + Individual product solutions

# WE DESIGN, BUILD, TEST, AND DELIVER...

**Professional power distribution boards up to 1600 A**





We work zealously every day to provide you with high-quality electrical installation and distribution systems and to give you a sense of perfection and security.



INDIVIDUAL SOLUTIONS?  
TALK TO US!



As an internationally active group of companies, we can support you with our competent partners abroad.

Our local branches ensure rapid attendance on site. You benefit from our high levels of efficiency and fast, competent support.

## COLLECTING THE PROJECT DATA

The user specifies the operational requirements and conditions for a low-voltage switchgear and controlgear assembly. If there are special operating conditions that are not regulated in the standard, the applicable **special requirements** must also be fulfilled or **special agreements** must be made between the manufacturer of the switchgear and controlgear assembly and the user.

The correct dimensioning of the main interfaces in the switchgear is crucial for its function under operating conditions. For this purpose, the switchgear is regarded as a **'BLACK-BOX'** with four interfaces, for which the manufacturer of the switchgear combination defines the correct rated values when planning the system.

The design of the switchgear and controlgear assembly depends on the following points:


- 1.1 Installation and environmental conditions
- 1.2 Operation and maintenance
- 1.3 Connection to the electrical mains
- 1.4 Circuits and consumers

## HENSEL checklist for configuring switchgear and controlgear assemblies in accordance with IEC 61439

This editable checklist helps you to capture all the data for planning a switchgear system.

It takes into account the determination of the correct rated values for the four interfaces of a switchgear system.

The checklist for collecting project data for switchgear and controlgear assemblies in accordance with IEC 61439 can be downloaded quickly and easily.





**EMC-compatible busbar system**

With N/PEN conductors as standard:

- + With the same rated current as the phase conductors
- + Best EMC compatibility in phase conductors



**Rated values for voltage**

<b>Rated voltage</b>	Un = 690 V a.c.
<b>Rated insulation voltage</b>	Ui = 690 V a.c., 1000 V d.c.
<b>Overtoltage category</b>	III
<b>Degree of contamination</b>	3

**Rated values for current**

Busbars	250 A	400 A	630 A	1000 A	1600 A
<b>Rated current of busbar</b>	250 A	400 A	630 A	1000 A	1600 A
<b>Rated short-time withstand current</b>	$I_{cw} = 15 \text{ kA} / 1 \text{ s}$	$I_{cw} = 15 \text{ kA} / 1 \text{ s}$	$I_{cw} = 21 \text{ kA} / 1 \text{ s}$	$I_{cw} = 36 \text{ kA} / 1 \text{ s}$	$I_{cw} = 36 \text{ kA} / 1 \text{ s}$
<b>Rated peak withstand current</b>	$I_{pk} = 30 \text{ kA}$	$I_{pk} = 30 \text{ kA}$	$I_{pk} = 45 \text{ kA}$	$I_{pk} = 75 \text{ kA}$	$I_{pk} = 75 \text{ kA}$

- + Installation and environmental conditions
- + Operation and maintenance

+ Switchgear

+ Connection to the electrical network

+ Circuits and consumers

**HENSEL Checklist to design switchgear assemblies in accordance with IEC 61439 / EN 61439**

Request/offer      Hensel expert: \_\_\_\_\_      Date: \_\_\_\_\_

**Client:** Name: \_\_\_\_\_ Project: \_\_\_\_\_  
 Address: \_\_\_\_\_  
 Phone: \_\_\_\_\_  
 E-Mail: \_\_\_\_\_

**1. Installation and ambient conditions**  
 Type of business: \_\_\_\_\_ Indoor/ambient temperature (°C): \_\_\_\_\_  
**Installation**  
 - indoors:  in the locked electrical operation room       in production area  
 - outdoors:  protected outdoors       unprotected outdoors  
**Available wall surface in mm:** Width: \_\_\_\_\_ Height: \_\_\_\_\_ Depth: \_\_\_\_\_  
**Assembly type:**  wall-mounted       floor-standing  
**Degree of protection:**  IP 44       IP 54       IP 55       IP 65       IP \_\_\_\_\_

**2. Operation**       by skilled persons (electricians)       by unskilled persons  
**Doors/lids:**  opaque/without inspection pane       transparent/with inspection pane       \_\_\_\_\_

**3. Connection to the public power supply system**  
**Main distribution board:** Outgoing device: \_\_\_\_\_  
**Transformer:** Rated power (kVA): \_\_\_\_\_ Impedance u<sub>s</sub> (%):  4       6  
 Rated voltage \_\_\_\_\_ V a.c.  V d.c.  \_\_\_\_\_ Hz      Rated current (A): \_\_\_\_\_  
 Conductor designation:  L1, L2, L3       N       PE       PEN  
 Protection class:  I       II  
 Incoming device: \_\_\_\_\_

**Connection incoming:**  
 from top       from bottom       from left       from right       \_\_\_\_\_  
 copper       aluminum  
 with cable lug       with terminal  
 conductor       single conductor      cross section (mm<sup>2</sup>): \_\_\_\_\_


**4. Electrical circuits and consumers**  
**Connection outgoing:**  
 from top       from bottom       from left       from right       \_\_\_\_\_  
 connected to device       via terminal blocks      cross section (mm<sup>2</sup>): \_\_\_\_\_

**Equipped with:**

	Quantity	Type of protective device (fuse, circuit breaker, ...)	Rated values of the consumer (current, power, ...)	Comments
Consumer				
Consumer				
Consumer				
Consumer				
Consumer				

Gustav Hensel GmbH & Co. KG - Industrial Electrical Power Distribution Systems - D 57368 Lennestadt - Germany - www.hensel-electric.de/61439

# BASICS LOW VOLTAGE DIRECTIVE



# BASICS OF IEC 61439



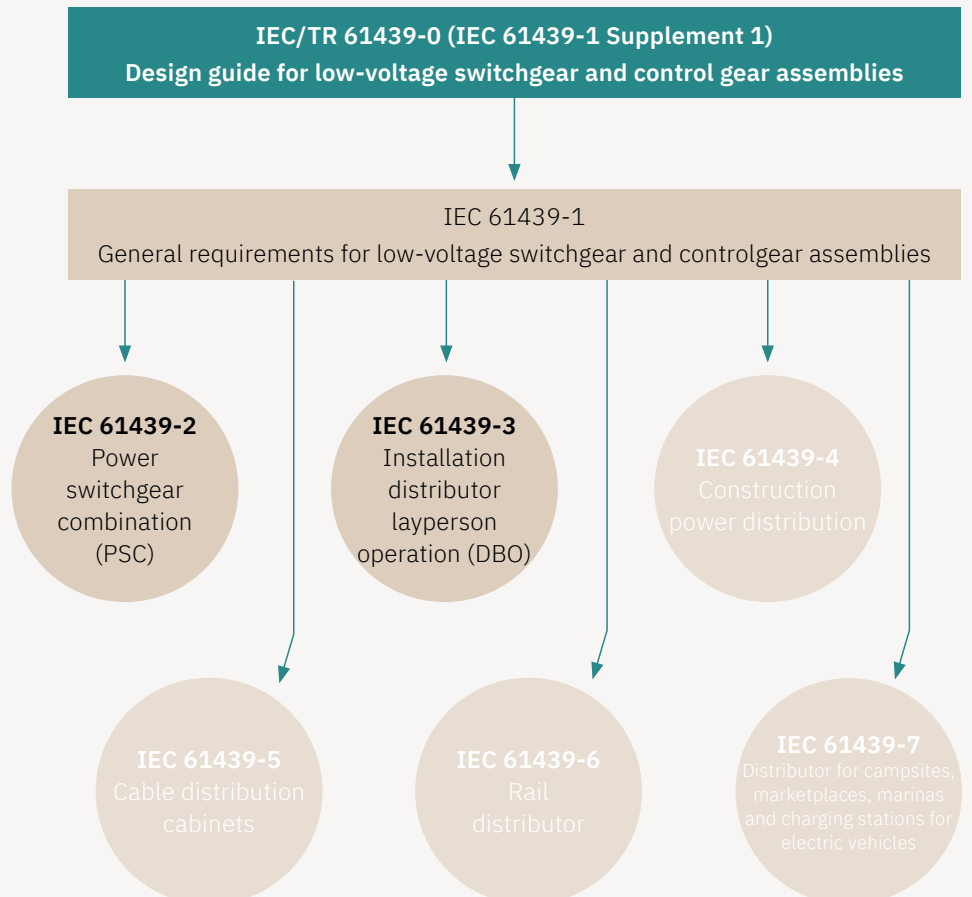
In the European Union, the ‘Low Voltage Directive’ 2014/35/EU is the legal basis for all electrical equipment between 50 and 1000 V a.c. or 75 and 1500 V d.c.

This directive pursues the protection objective that electrical equipment must not endanger the safety of people and livestock or the preservation of material assets and refers to the harmonised standards published in the Official Journal of the EU.

Compliance with this legal basis is confirmed by the Hensel EU Declaration of Conformity. The reference to IEC 61439 confirms that the basic requirements of the law are met.

If no harmonised standards are applied, Hensel is obliged to prove compliance with the above-mentioned protection objective by means of suitable measures.


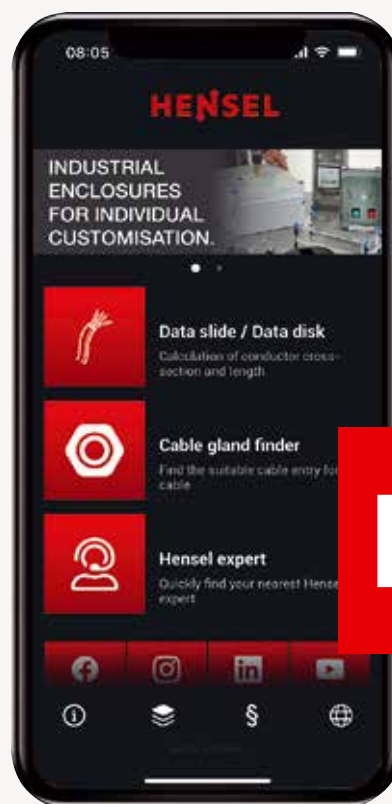
## Structure of IEC 61439



# ENYEXPERT – MORE KNOWLEDGE IN YOUR HAND

Always be up-to-date on the go. In addition to useful information, the HENSEL app offers simple and practical tools to make your everyday work easier.

- + **Data slide / Data disc**  
Calculation of conductor cross section and length
- + **Cable gland finder**  
Find the suitable cable entry for your cable
- + **HENSEL expert**  
Quickly find your nearest HENSEL expert



AVAILABLE FOR ANDROID AND  
IOS (FREE OF CHARGE)



ANDROID  
Scan QR-Code



IOS  
Scan QR-Code



# SERVICE@HENSEL – DIGITAL, ANALOGUE AND ON SITE

In addition to the ENYEXPERT app, HENSEL offers other useful and innovative tools to facilitate your everyday work in the electrical trade:



**+ MY HENSEL-BOX**

**Your Logo on the HENSEL-box**

Use the HENSEL-box as a business card for your installation services [\\_\\_\\_\\_\\_](#)



Please contact your HENSEL expert: [hensel-electric.de](mailto:hensel-electric.de)

**+ ENYGUIDE**

**The 3D Configurator for Mi and ENYSTAR distribution boards**

Whether as a 2D drawing or a three-dimensional image – the intuitive 3D planning tool ENYGUIDE supports electrical specialists in the planning, project planning and ordering of HENSEL ENYSTAR and Mi distribution boards. [\\_\\_\\_\\_\\_](#)



More: [enyguide.de](http://enyguide.de)

**+ CALCULATION TOOL**

**for the verification of the permissible temperature rise**

The online tool for quickly and easily determining the power loss. [\\_\\_\\_\\_\\_](#)



**+ PORTAL 61439**

The platform with all the information about design and assembly according to IEC 61439 / EN 61439. [\\_\\_\\_\\_\\_](#)





FOR A SAFE  
ELECTRIC FUTURE.

**HENSEL**



**Hensel Electric FZE**

Industrial Electrical Power Distribution Systems

Q4-112 & 113, PO Box 514456

SAIF Zone

Sharjah

United Arab Emirates

+971 6 5747547

info@hensel-electric.ae

[hensel-electric.de/en-ae](https://hensel-electric.de/en-ae)